






Electric - Wall/Ceiling Screens (non-tensioned) Comparison

Series Name	Spectrum	Spectrum AcousticPro UHD	Spectrum 2	VMAX 2	VMAX 3
Product Picture					
Recommended Room Size	Small to X-Large	Small to Medium	Small, Medium, Large	Small, Medium, Large	Small, Medium, Large
Screen Material	MaxWhite® 2	AcousticPro UHD	MaxWhite® FG	MaxWhite® FG	MaxWhite® FG
Screen Material Type	Front Projection - Matte White	Front Projection - Acoustically Transparent	Front Projection - Matte White fiberglass reinforced	Front Projection - Matte White fiberglass reinforced	Front Projection - Matte White fiberglass reinforced
Recommended Room Lighting	Controlled Lighting	Controlled Lighting	Controlled Lighting	Controlled Lighting	Controlled Lighting
Projector Type Compatibility	Standard Throw only	Standard Throw only	Standard Throw only	Standard Throw only	Standard Throw only
Diagonal Size and Aspect Ratio	4:3 - 84", 100", 120", 180"	16:9 - 100", 115", 125", 135"	16:9 - 91", 100", 110", 120"	1:1 - 170"	4:3 - 135", 150"
	16:9 - 84", 100", 110", 125", 150", 180"			4:3 - 120", 165"	
	16:10 - 90", 106", 128", 142"			16:9 - 100", 166"	
Gain	1.1	1.1	1.1	1.1	1.1
Viewing Angle	180°	180°	180°	180°	180°
Easy to Clean Screen Material	Yes	Yes	Yes	Yes	Yes
4 Side Black Masking Border	Yes	Yes	Yes	Yes	Yes
Black backed	Yes	Yes	Yes	Yes	Yes
Seamless	Yes	Yes	Yes	Yes	Yes
GREENGUARD® Certified	Yes	No	Yes	Yes	Yes

Design and Installation					
Housing Description	Steel - Black or White	Aluminum - White	Aluminum - White	Steel - Black or White	Steel - Black or White
Installation Method	Flush Wall/Ceiling or Suspended	Flush Wall/Ceiling or Suspended	Flush Wall/Ceiling or Suspended	Flush Wall/Ceiling or Suspended	Flush Wall/Ceiling or Suspended
Floating Brackets Included	No	No	Yes	No	No
Installation screw kit included	Yes	Yes	Yes	Yes	Yes
Optional in-ceiling trim kit available	Yes	Yes	No	Yes (Up to 165" - 4:3 only)	Yes (Up to 150" - 16:9 only)

Control System					
Infrared Remote	Yes	Yes	Optional w/ ZPM-RT3 kit	Yes	Yes
Radio Frequency Remote	Optional	Optional	Optional w/ ZPM-RT3 kit	Yes	Yes
3-way wall switch controller	Yes	Yes	Optional w/ ZPM-RT3 kit	Yes	Yes
IR "eye" extended sensor	No	No	Optional w/ ZPM-RT3 kit	Yes	No
5-12v trigger capable	Yes	Yes	Optional w/ ZPM-RT3 kit	Yes	Yes
Wireless 5-12v trigger	Yes	Optional	Optional w/ ZPM-RT3 kit	Yes	Yes
Programmable vertical drop via remote control	Yes RC1 version only	Yes RC1 version only	Optional w/ ZPM-RT3 kit	No	Yes
Radio Frequency remote code changeable	Yes RC1 version only	Yes RC1 version only	Optional w/ ZPM-RT3 kit	No	Yes
RJ50 input port	Yes RC1 version only	Yes RC1 version only	No	No	Yes
RJ45 input port	Yes	Yes	No	Yes	No
In-line up/stop/down switch	No	No	Yes	No	No
Motor Type	Tubular	Synchronous	Tubular	Synchronous = 100" - 135"	Synchronous = 100" - 135"
				Tubular = 150" - 170"	Tubular = 150" - 170"